

▶ SINCERITY, MUTUAL BENEFIT  
CONSTANT INNOVATION AND TOP QUALITY



## **LED PANEL LIGHT CATALOGUE 2014**

**Shine Technology Limited**

**[www.shine-technology.com](http://www.shine-technology.com)**

TEL: 86-755-89335300 Fax: 86-755-84416990 Email: [sales@shine-technology.com](mailto:sales@shine-technology.com)



## WHY CHOOSE SHINE LED PANEL LIGHT

### **Long life span**

Professional thermal design, low light dissipation, high quality Taiwan Epistar SMD2835 Chip and UL driver, make sure more than 50,000hours life span

### **Energy-efficient**

High brightness, the maximum light output can reach 80lm/w, consuming less power and providing more light, 70% power saving than traditional lighting

### **Elegant design**

Ultra-thin profile with 10mm, elegant and superior appearance, no scratches on the aluminum frame

### **Environment Friendly**

Designed to contain no hazardous chemicals, such as mercury, or harmful radiation emissions such as UV or IR

### **Easy to Use**

Easily installation by users, do not need regular replacement or maintenance

### **Warranty**

3 years warranty



RoHS




Alibaba.com




TEL: 86-755-89335300 Fax: 86-755-84416990 Email: [sales@shine-technology.com](mailto:sales@shine-technology.com)


Model No.	Power	Luminous Flux	Led Qty	Led type	PFC	RA (CRI)	Input voltage	Color Temp (CCT)
SH-3030-12W	12W	840-960LM	60pcs	Epistar SMD 2835	>0.9	>80	90-240VAC	2800-3200K 4000-4500K 5000-5500k 5500-6000k
SH-3030-18W	18W	1260-1440LM	90pcs					
SH-3060-24W	24W	1800-1920LM	120pcs					
SH-6060-36W	36W	2700-2880LM	180pcs					
SH-6060-48W	48W	3600-3840LM	240pcs					
SH-30120-48W	48W	3600-3840LM	240pcs					




**295\*295mm**  
SH-3030-12W  
SH-3030-18W



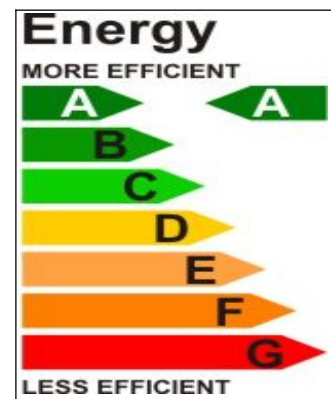
**295\*595mm**  
SH-3060-24W



**595\*595mm**  
SH-6060-36W  
SH-6060-48W



**295\*1195mm**  
SH-30120-48W



**SAMSUNG**

**EPISTAR**

**LIFUD**

TEL: 86-755-89335300 Fax: 86-755-84416990 Email: sales@shine-technology.com